
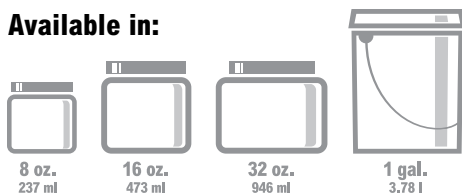


GOLDEN
ARTIST COLORS®

PEAR DRAWING WITH ACRYLIC GROUND FOR PASTELS

ACRYLIC GROUND FOR PASTELS is an acrylic preparation for pastels on canvas and other supports. It creates a toothy surface similar to papers used with pastel and chalk. For an even rougher texture, Fine or Coarse Pumice Gel can be added. Acrylic Ground for Pastels can also be tinted with acrylic colors.

Available in:



TOOLS / MATERIALS:

- Palette knife
- Assortment of colored pencils, a graphite pencil or soft pastels


GOLDEN PRODUCTS:

- GOLDEN Acrylic Ground for Pastels
- GOLDEN Fluid Quinacridone/Nickel Azo Gold


STEP - BY - STEP:

STEP 1: Using your palette knife, mix a few drops of Fluid Quinacridone/Nickel Azo Gold into Acrylic Ground for Pastels. Begin with a drop and mix it in. If you need more for a richer color, then add another drop. Spread this onto a surface and allow it to dry.

STEP 2: When dry, use colored pencils or graphite to draw on the surface. Acrylic Ground for Pastels provides a wonderful tooth for colored pencil.



Graphite Pencil



Colored Pencils